Cooper Lighting Solutions Photometric Lab
1121 Highway 74 South
Peachtree City, GA 30269

Cooper Lighting Solutions Photometric Lab
1121 Highway 74 South
Peachtree City, GA 30269

Scaled data based on original data using

LM-79-2024 Approved Method: Electrical and Photometric Measurements of Solid-State Lighting Products

Test Report Prepared for

Cooper Lighting Solutions

Brand: LUMARK

Report Number: P1460315

Luminaire Tested: PRV-P-PB1A-730-U-T2U

Issue Date: 06/09/2026

Test Information

Test Method:	LM-79-2024
Report Number:	P1460315
Test Lab:	INNOVATION CENTER(G3)
Issue Date:	6/9/2026
Manufacturer:	COOPER LIGHTING SOLUTIONS
Product Line:	LUMARK
Catalog Number:	PRV-P-PB1A-730-U-T2U
Description:	PREVAIL PETITE DISCRETE LED 1 SQUARE AT 950MA 70CRI 3000K FIXTURE w/ TYPE II URBAN DISTRIBUTION OPTIC
Light Source:	(10) 3000K CCT, 70 CRI LEDS
Ballast/Driver:	ELECTRONIC DRIVER

Summary

Lumens per Lamp:	N/A
Luminaire Lumens:	4347.3 lumens
Efficiency:	N/A
Efficacy:	132.1 lumens/watt
Luminous Opening:	Rectangular (W 0.33' x L: 0.33' x H: 0')
IES Classification:	Type II - Medium
BUG Rating:	B1 - U0 - G1
Input Watts (W):	32.9
Input Voltage (V):	120
Input Current (Ain):	NR
Voltage Rise (V):	NR
Power Factor:	0.97
Total Harmonic Distortion (THDi):	10.0%
Frequency (hertz):	60
Stabilization Time:	NR
Operation Time:	NR
Ambient Temperature (°C):	NR
Test Distance:	28.75 FT

Cooper Lighting Solutions Photometric Lab
1121 Highway 74 South
Peachtree City, GA 30269

Scaled Data Report

REPORT NUMBER: P1460315
CATALOG NUMBER: PRV-P-PB1A-730-U-T2U

Iso-Footcandle Lines of Horizontal Illumination

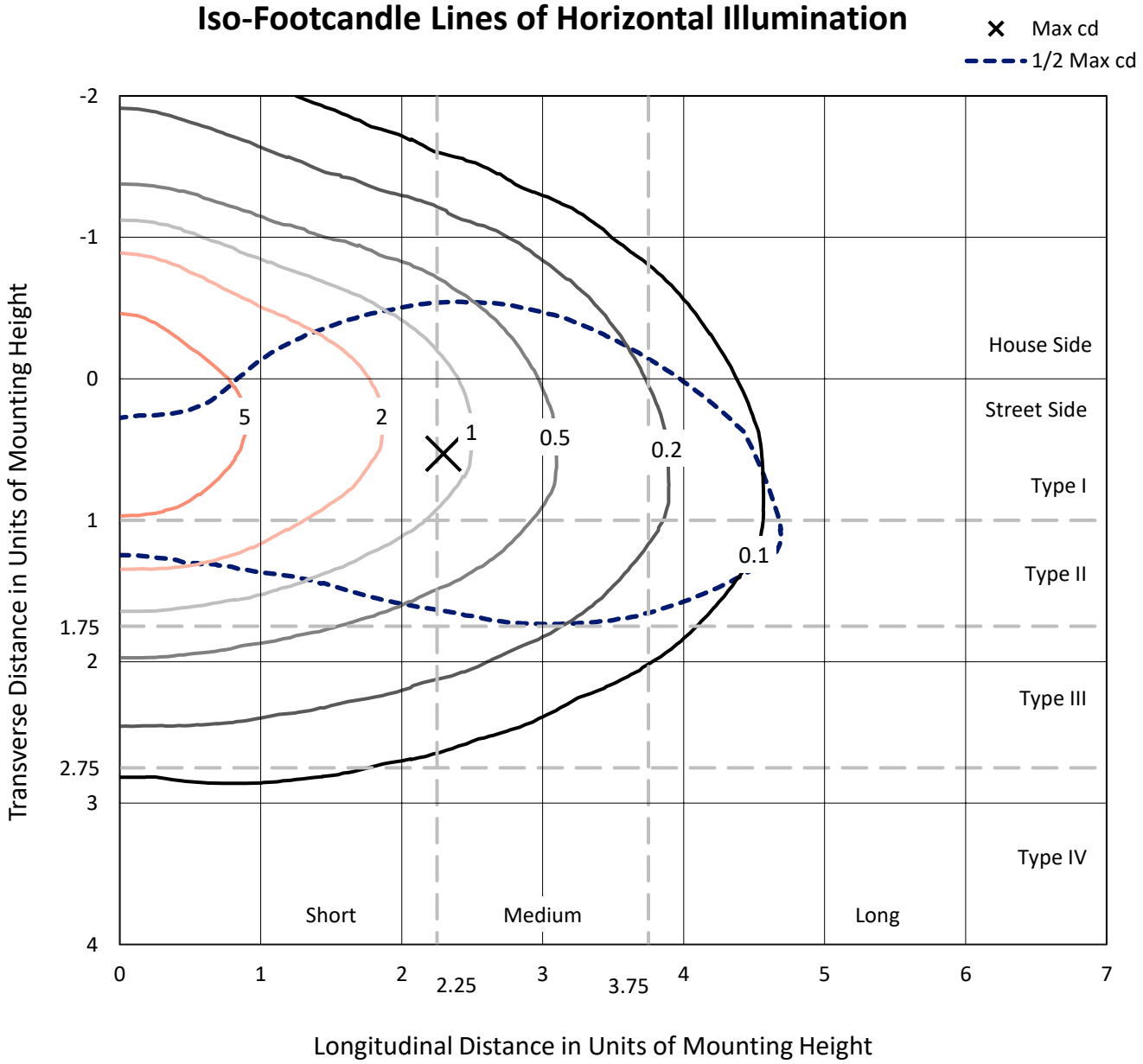

Based on 10 foot mounting height. Maximum calculated value = 9.4 fc
Type II - Medium - N/A

REPORT NUMBER: P1460315
CATALOG NUMBER: PRV-P-PB1A-730-U-T2U

Luminous Intensity Polar Plot

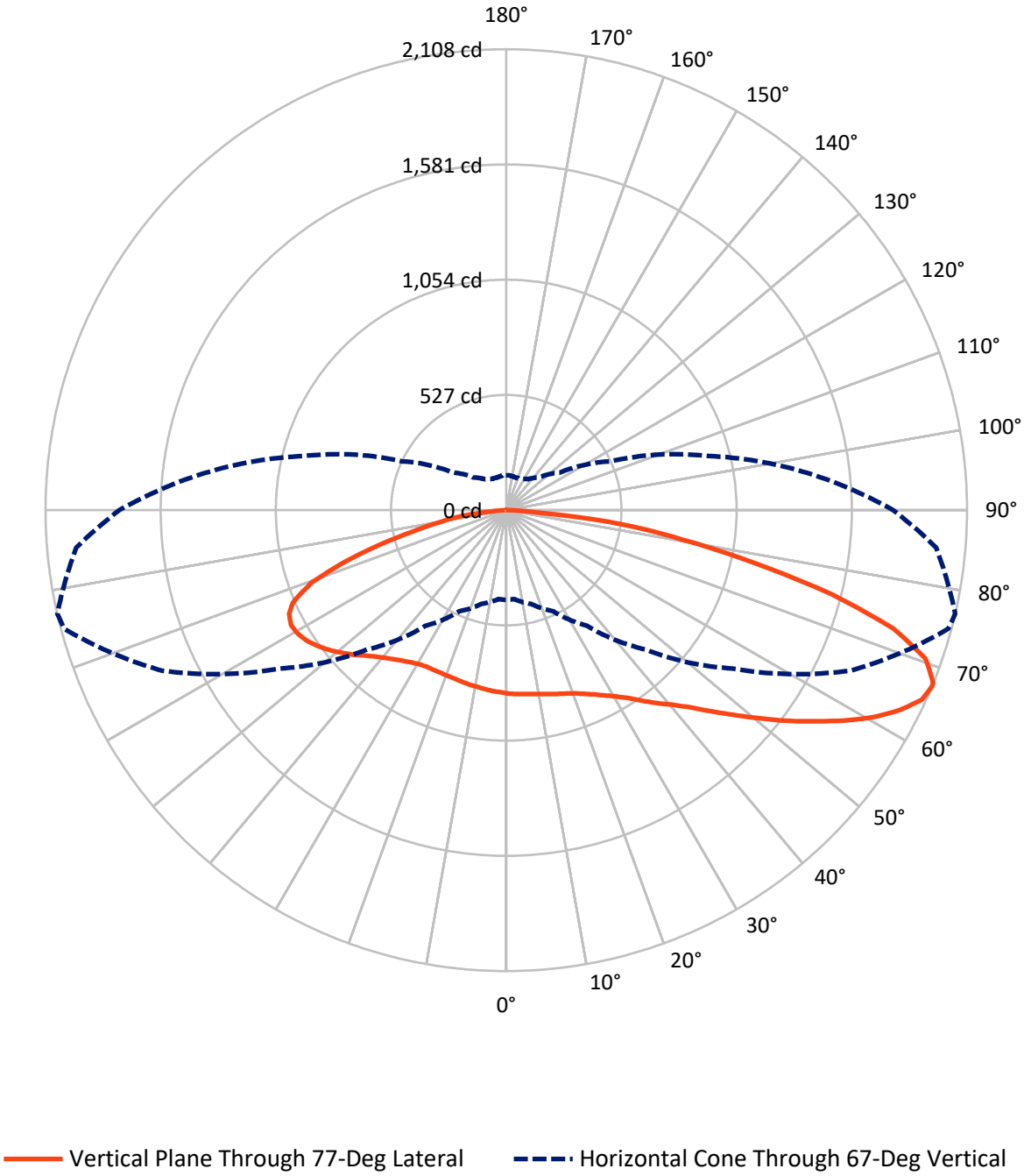

REPORT NUMBER: P1460315
CATALOG NUMBER: PRV-P-PB1A-730-U-T2U

FLUX DISTRIBUTION:

		Downward	Upward	Total
House Side	Lumens	1416.6	0.0	1416.6
	% Fixture	32.6	0.0	32.6
Street Side	Lumens	2930.7	0.0	2930.7
	% Fixture	67.4	0.0	67.4
Total	Lumens	4347.3	0.0	4347.3
	% Fixture	100.0	0.0	100.0

ZONAL LUMENS:

Zone	Lumens	% Fixture
0°-10°	80.6	1.9
10°-20°	245.3	5.6
20°-30°	417.5	9.6
30°-40°	598.9	13.8
40°-50°	760.4	17.5
50°-60°	836.6	19.2
60°-70°	808.0	18.6
70°-80°	508.3	11.7
80°-90°	91.7	2.1
90°-100°	0.0	0.0
100°-110°	0.0	0.0
110°-120°	0.0	0.0
120°-130°	0.0	0.0
130°-140°	0.0	0.0
140°-150°	0.0	0.0
150°-160°	0.0	0.0
160°-170°	0.0	0.0
170°-180°	0.0	0.0
0°-90°	4347.3	100.0
0°-180°	4347.3	100.0

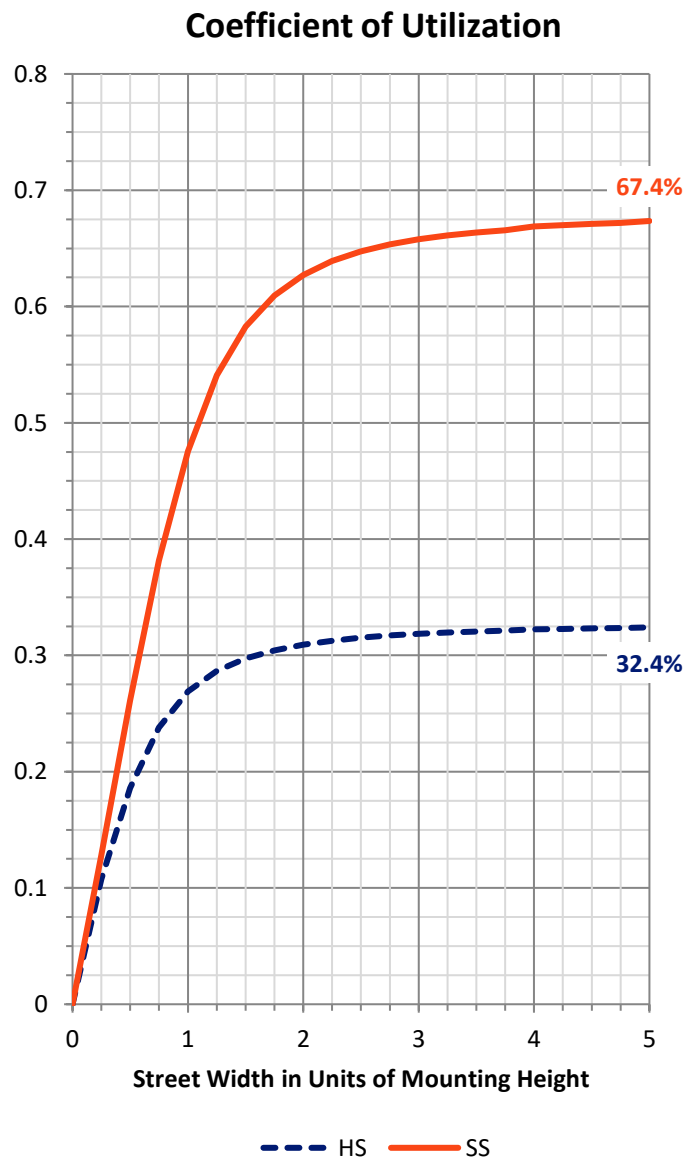

REPORT NUMBER: P1460315
CATALOG NUMBER: PRV-P-PB1A-730-U-T2U

LUMINAIRE CLASSIFICATION SYSTEM LUMEN TABLE AND BUG RATING:

Zone		Lumens	% Fixture	Zone Rating/Lumen Limit B	U	G
FL	(0°-30°)	431.7	9.9			
FM	(30°-60°)	1504.9	34.6			
FH	(60°-80°)	929.9	21.4			G1/1800
FVH	(80°-90°)	64.2	1.5			G1/100
BL	(0°-30°)	311.7	7.2	B1/500		
BM	(30°-60°)	690.9	15.9	B1/1000		
BH	(60°-80°)	386.4	8.9	B1/500		G1/500
BVH	(80°-90°)	27.5	0.6			G1/100
UL	(90°-100°)	0.0	0.0		U0/0	
UH	(100°-180°)	0.0	0.0		U0/0	

BUG Rating: B1-U0-G1
Type II Medium

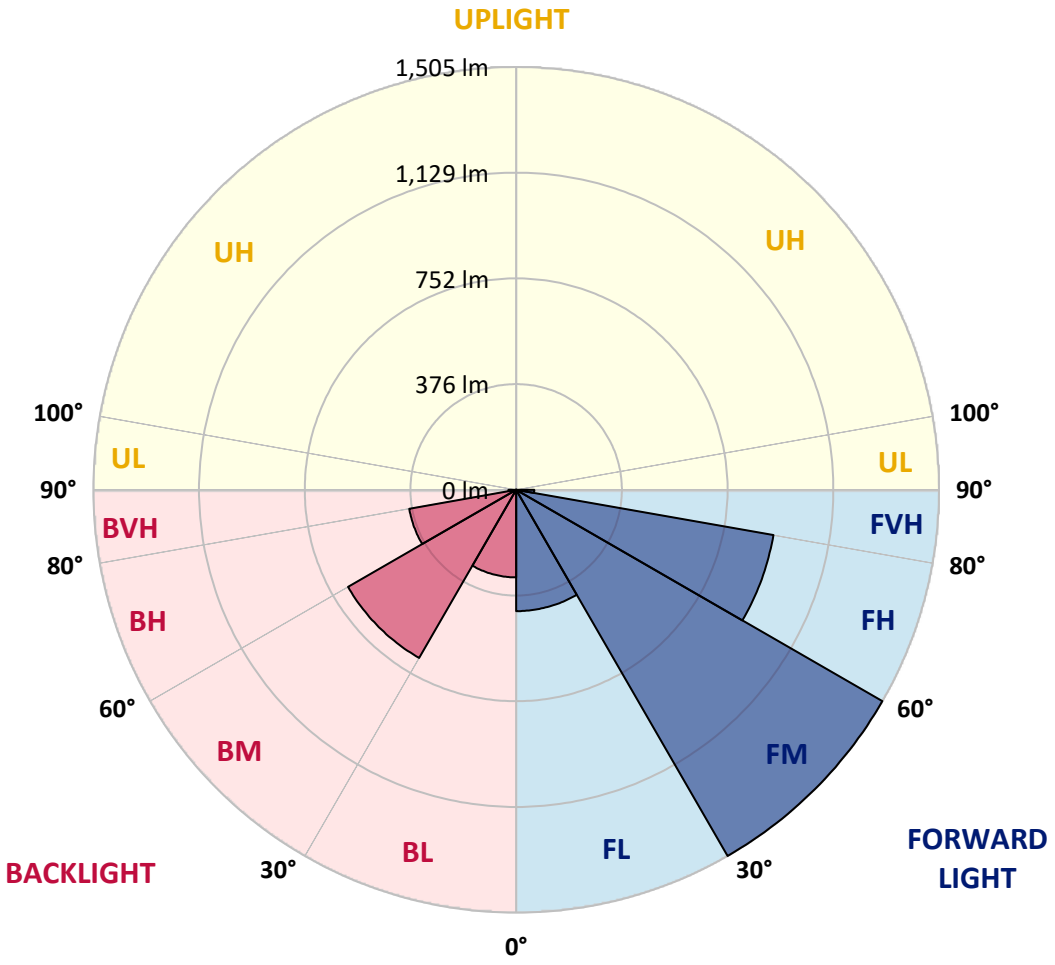

Cooper Lighting Solutions Photometric Lab
1121 Highway 74 South
Peachtree City, GA 30269

Scaled Data Report

REPORT NUMBER: P1460315
CATALOG NUMBER: PRV-P-PB1A-730-U-T2U

CANDELA DISTRIBUTION (FULL):

	0°	5°	15°	25°	35°	45°	55°	65°	75°	77°	85°
0°	838.6	838.6	838.6	838.6	838.6	838.6	838.6	838.6	838.6	*838.6*	838.6
2.5°	852.7	856.0	857.3	858.0	858.0	853.3	852.0	844.6	843.3	*841.9*	835.2
5°	885.5	883.5	886.9	882.9	882.2	872.1	864.1	854.0	844.6	*844.6*	837.2
7.5°	921.8	920.5	923.1	919.1	905.0	894.3	883.5	864.7	852.7	*849.3*	839.9
10°	968.1	963.4	966.1	951.3	940.6	917.8	899.6	876.8	858.0	*855.3*	842.6
12.5°	1005.7	1006.4	1008.4	994.3	975.5	951.3	924.5	892.3	870.8	*862.7*	845.3
15°	1042.7	1050.0	1046.7	1033.9	1014.5	981.6	946.6	909.0	878.2	*872.1*	851.3
17.5°	1080.2	1078.9	1078.9	1066.8	1043.3	1013.1	971.5	925.8	888.9	*882.2*	857.3
20°	1115.2	1111.8	1112.5	1104.4	1080.9	1048.0	999.0	950.0	906.4	*894.3*	865.4
22.5°	1144.0	1149.4	1153.4	1142.0	1118.5	1080.9	1034.6	975.5	920.5	*912.4*	876.1
25°	1178.9	1181.6	1188.3	1183.0	1162.8	1127.2	1072.2	1008.4	945.3	*933.9*	891.6
27.5°	1216.5	1217.2	1226.6	1225.9	1197.7	1164.8	1109.8	1040.6	972.8	*959.4*	908.4
30°	1264.9	1262.9	1272.3	1268.2	1238.0	1202.4	1146.7	1075.5	1000.4	*988.3*	932.5
32.5°	1304.5	1308.5	1310.5	1312.5	1282.3	1244.7	1188.3	1118.5	1038.6	*1024.5*	964.1
35°	1342.8	1342.8	1350.1	1349.5	1323.3	1291.7	1236.7	1164.2	1086.3	*1070.2*	1007.1
37.5°	1369.6	1375.0	1381.0	1383.0	1356.2	1326.6	1283.7	1215.9	1137.3	*1119.2*	1052.0
40°	1374.3	1383.0	1407.2	1413.3	1387.1	1361.6	1330.0	1270.9	1187.7	*1170.9*	1103.1
42.5°	1385.1	1399.2	1417.3	1430.7	1407.9	1385.1	1371.6	1323.3	1248.1	*1232.0*	1165.5
45°	1336.0	1337.4	1368.9	1403.9	1404.5	1398.5	1411.2	1387.7	1323.3	*1311.9*	1240.0
47.5°	1278.3	1267.6	1293.1	1347.5	1381.0	1406.5	1446.8	1451.5	1407.9	*1398.5*	1323.3
50°	1129.9	1138.7	1207.1	1275.6	1336.0	1398.5	1477.7	1528.7	1508.6	*1495.2*	1413.3
52.5°	970.1	974.2	1050.7	1195.1	1279.6	1386.4	1497.2	1604.6	1603.3	*1600.6*	1509.9
55°	866.7	868.1	950.0	1066.8	1209.8	1340.7	1507.9	1677.1	1712.7	*1704.0*	1614.0
57.5°	758.0	764.0	828.5	916.4	1119.2	1278.3	1502.5	1734.2	1822.1	*1816.1*	1713.4
60°	651.9	667.3	702.9	793.6	1002.4	1197.7	1472.3	1783.2	1926.9	*1924.2*	1819.4
62.5°	555.2	563.3	597.5	686.8	861.4	1107.8	1421.3	1803.3	2014.1	*2016.8*	1898.7
65°	478.0	480.0	510.9	586.8	736.5	1001.0	1340.7	1784.5	2079.9	*2090.0*	1960.4
67°	*410.2*	*408.2*	*444.5*	*510.9*	*646.5*	*901.7*	*1262.2*	*1736.9*	*2094.0*	*2108.1*	*1974.5*
67.5°	384.7	388.7	430.4	492.8	629.1	876.1	1236.0	1719.4	2090.7	*2106.8*	1966.5
70°	278.0	281.3	343.1	412.9	525.0	743.9	1096.4	1598.6	2020.2	*2035.6*	1867.8
72.5°	210.8	212.8	271.2	340.4	436.4	613.6	932.5	1436.1	1828.8	*1853.0*	1671.7
75°	168.5	166.5	209.5	275.9	351.1	494.1	733.1	1154.1	1504.6	*1540.1*	1357.5
77.5°	130.2	128.9	149.0	216.2	280.6	376.0	538.4	875.5	1162.2	*1154.8*	1028.6
80°	81.9	83.9	89.3	142.3	199.4	261.2	360.5	561.9	798.9	*819.1*	728.4
82.5°	42.3	46.3	49.7	77.2	106.1	145.0	228.3	354.5	529.0	*540.5*	490.1
85°	8.7	8.1	11.4	19.5	30.2	47.7	68.5	114.1	153.7	*169.9*	150.4
87.5°	0.7	0.7	1.3	1.3	1.3	2.0	4.0	4.0	3.4	*3.4*	3.4
90°	0.0	0.0	0.0	0.0	0.0	0.0	0.0	0.0	0.0	*0.0*	0.0

REPORT NUMBER: P1460315
CATALOG NUMBER: PRV-P-PB1A-730-U-T2U

CANDELA DISTRIBUTION (continued):

	90°	95°	105°	115°	125°	135°	145°	155°	165°	175°	180°
0°	838.6	838.6	838.6	838.6	838.6	838.6	838.6	838.6	838.6	838.6	838.6
2.5°	837.9	834.5	832.5	829.2	828.5	829.8	825.8	824.5	820.4	817.7	818.4
5°	837.9	833.9	827.8	819.1	817.1	816.4	811.7	805.7	801.0	799.6	796.3
7.5°	835.9	831.8	821.8	812.4	803.6	798.9	794.9	789.5	780.1	774.1	774.8
10°	835.9	829.2	815.7	803.0	791.6	781.5	774.1	767.4	760.7	752.6	754.0
12.5°	837.9	829.8	811.7	793.6	778.1	766.7	756.6	748.6	743.2	733.8	733.8
15°	840.6	828.5	805.7	784.2	766.0	751.3	737.8	730.5	724.4	719.7	719.0
17.5°	842.6	829.2	800.3	772.8	749.3	731.8	720.4	715.0	711.7	708.3	707.0
20°	847.3	831.8	796.9	763.4	735.8	715.0	705.6	702.3	702.9	698.9	698.2
22.5°	858.0	835.2	793.6	753.3	718.4	700.9	691.5	686.8	688.2	685.5	685.5
25°	866.1	843.3	792.9	744.6	707.0	684.8	674.7	671.4	671.4	668.7	666.7
27.5°	878.8	852.7	790.9	736.5	692.2	668.7	655.9	651.9	648.6	647.9	647.2
30°	901.7	868.1	794.9	724.4	676.7	648.6	632.4	627.1	625.7	625.7	624.4
32.5°	925.8	890.9	803.0	720.4	662.0	625.1	608.3	601.6	602.2	598.9	598.9
35°	964.8	918.4	815.1	721.1	647.2	600.9	582.8	578.1	573.4	570.0	570.0
37.5°	1002.4	952.7	829.2	718.4	635.1	581.4	557.9	543.8	540.5	537.1	536.4
40°	1048.7	989.6	846.6	711.7	619.0	556.6	525.0	505.5	505.5	504.2	502.9
42.5°	1105.1	1036.6	865.4	711.0	601.6	531.7	486.1	465.9	462.6	461.9	465.3
45°	1170.9	1095.7	890.9	710.3	586.1	503.5	447.8	418.9	416.9	410.2	411.6
47.5°	1246.7	1158.8	919.8	707.6	566.6	470.0	404.2	372.6	362.5	358.5	355.8
50°	1329.3	1225.3	945.3	704.3	541.1	429.7	359.9	325.6	312.9	306.1	302.8
52.5°	1421.3	1291.1	971.5	697.6	510.2	390.7	319.6	285.3	270.6	264.5	262.5
55°	1508.6	1358.2	992.3	688.2	479.4	349.8	282.0	251.1	239.0	236.3	235.7
57.5°	1591.2	1420.0	1010.4	672.7	444.5	315.5	253.1	226.9	217.5	220.2	219.5
60°	1666.4	1473.7	1018.5	649.2	408.9	282.0	229.6	208.1	202.8	208.1	207.5
62.5°	1738.9	1513.3	1016.5	619.7	371.9	255.8	208.1	191.3	190.0	201.4	202.1
65°	1771.1	1521.3	995.7	576.0	333.0	228.9	188.0	169.9	169.9	177.2	178.6
67°	*1769.8*	*1498.5*	*956.0*	*529.0*	*300.1*	*210.8*	*173.2*	*157.1*	*155.1*	*159.8*	*159.1*
67.5°	1757.7	1485.1	939.9	516.3	292.7	206.1	169.2	153.7	152.4	156.4	155.1
70°	1648.9	1378.3	846.6	442.4	254.5	183.3	150.4	137.6	132.9	135.6	134.3
72.5°	1442.8	1190.4	694.9	359.9	220.2	158.4	131.6	117.5	112.1	108.1	105.4
75°	1146.7	936.6	532.4	285.3	179.9	133.6	110.1	93.3	81.2	82.6	81.2
77.5°	861.4	688.2	383.4	218.2	139.0	106.7	83.3	67.1	58.4	63.1	61.1
80°	614.3	482.7	275.9	159.1	98.7	71.2	57.7	45.0	47.7	47.7	26.2
82.5°	426.3	339.0	196.7	104.7	58.4	41.6	30.9	28.2	36.3	14.8	0.7
85°	130.2	110.1	76.5	37.6	18.8	11.4	6.7	11.4	4.0	0.7	0.0
87.5°	3.4	3.4	2.7	2.7	1.3	0.7	0.7	0.7	0.7	0.0	0.0
90°	0.0	0.0	0.0	0.0	0.0	0.0	0.0	0.0	0.0	0.0	0.0

Cooper Lighting Solutions Photometric Lab
1121 Highway 74 South
Peachtree City, GA 30269

LM-79-2019: Approved Method: Electrical and Photometric Measurements of Solid-State Lighting Products

Report Prepared for

Cooper Lighting Solutions

McGraw-Edison

Report Number: SP2-2501-321-4

Test Date: 04/10/2025

Luminaire Tested: GKO-PB1E-730-U-T4W

Data in this report applies to families of products including GKO-PB1E-730-U-T4W

Report Generated By FNC07603 / LDUCLS01DT447
Version: v7.04

Test Information

Test Method:	LM-79-2019
Report Number:	SP2-2501-321-4
Test Lab:	COOPER LIGHTING SOLUTIONS
Photometer:	SP2 - 165CM SPHERE
Measurement Geometry:	4π
Issue Date:	04/10/2025
Manufacturer:	COOPER LIGHTING SOLUTIONS
Product Line:	McGraw-Edison
Catalog Number:	**GKO-PB1E-730-U-T4W**
Description:	Gekko Wedge Wall Pack Fixture 1 SQ w/ T4W distribution

Spectral Parameters

CCT (K):	3072	CRI (Ra):	71.7			
CIE u':	0.2482	R1:	68.1	R9:	-33.9	
CIE v':	0.5193	R2:	82.1	R10:	58.6	
Duv:	-0.0004	R3:	93.4	R11:	62.0	
CIE x:	0.4313	R4:	67.3	R12:	48.5	
CIE y:	0.4010	R5:	67.2	R13:	70.7	
CIE z:	0.1677	R6:	74.9	R14:	96.4	
Peak Wavelength (nm):	593	R7:	77.5	R15:	60.2	
Dominant Wavelength (nm):	582	R8:	43.4			
Purity:	49.8225					

Rf:	74.7
Rg:	94.2

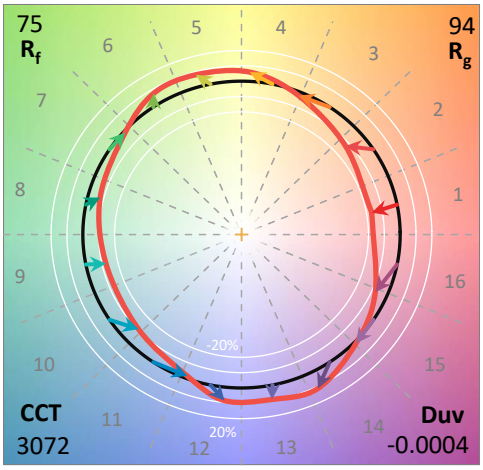

Test Conditions

Stabilization Time:	30M
Operation Time:	1H 30M
Sphere Temperature (°C):	25.7

Measurement and Test Equipment			
Instrument	Identification Number	Calibration Date	Calibration Due Date
Photometer	IN2187	1/6/2025	7/6/2025
Power Meter	INXT2011002	1/21/2025	1/21/2026
AC Power Source	IN0458	10/22/2024	10/22/2025
DC Power Source	IN0212	10/22/2024	10/22/2025
Sphere Thermometer	IN4036B	10/22/2024	10/22/2025
Room Thermometer	IN0046	10/22/2024	10/22/2025

REPORT NUMBER: SP2-2501-321-4

CIE 1931 Chromaticity Diagram

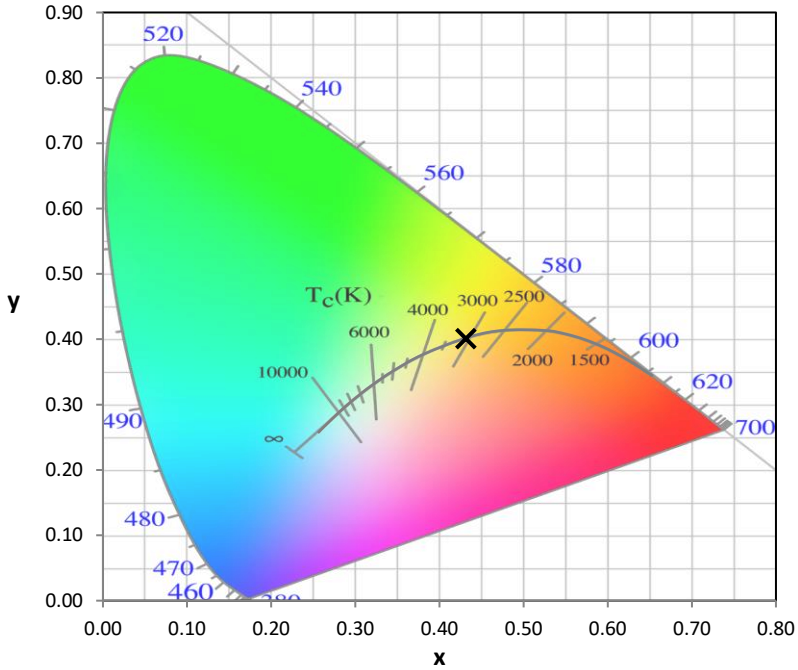

CIE 1931 Chromaticity Diagram with 2017 ANSI 7-Step and 4-Step Quadrangles

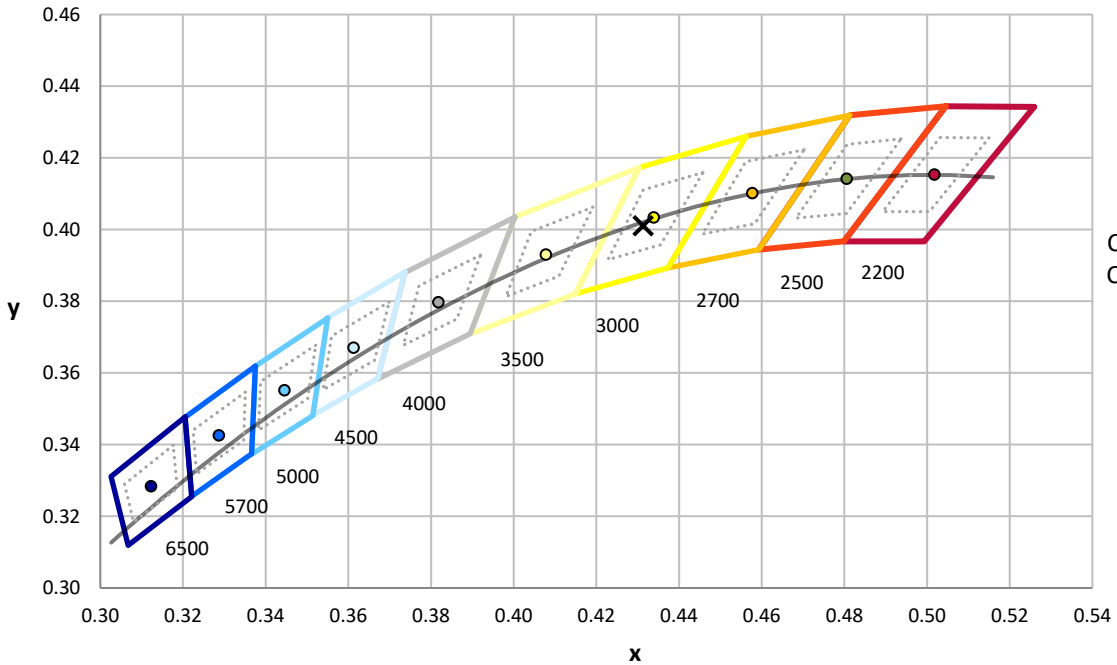

CCT = 3072K
CIE x = 0.4313
CIE y = 0.4010
Duv = -0.0004

Point lies inside the ANSI 3000K 4-step quadrangle

REPORT NUMBER: SP2-2501-321-4

Photopic Flux vs. Wavelength

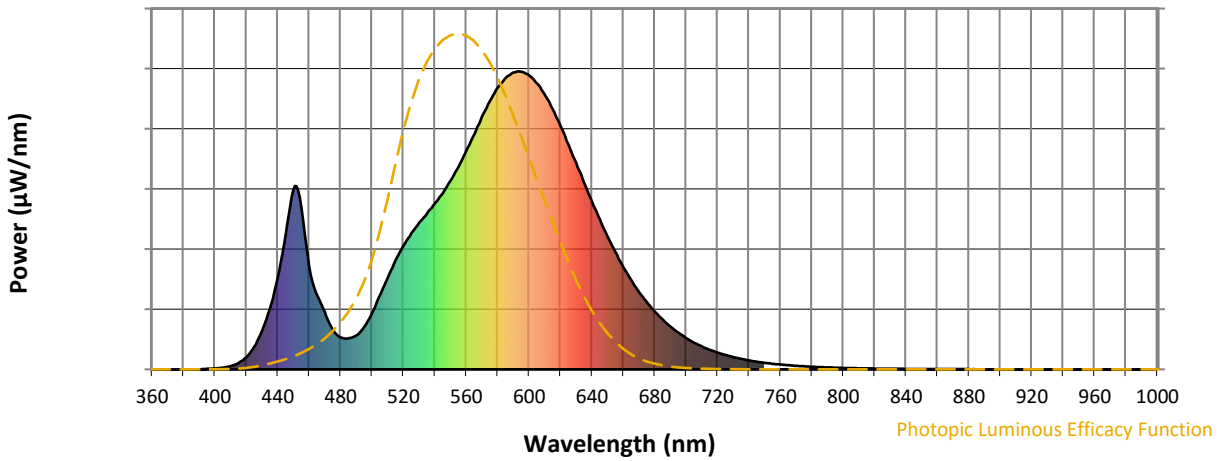

Photopic Lumens: NR

λ (nm)	Power W^/nm	Lumens (ϕ/nm)	λ (nm)	Power W^/nm	Lumens (ϕ/nm)	λ (nm)	Power W^/nm	Lumens (ϕ/nm)	λ (nm)	Power W^/nm	Lumens (ϕ/nm)	λ (nm)	Power W^/nm	Lumens (ϕ/nm)
360	0	NR	490	114	NR	620	817	NR	750	22	NR	880	1	NR
365	0	NR	495	141	NR	625	756	NR	755	19	NR	885	1	NR
370	0	NR	500	189	NR	630	693	NR	760	16	NR	890	0	NR
375	0	NR	505	247	NR	635	628	NR	765	14	NR	895	0	NR
380	0	NR	510	307	NR	640	564	NR	770	12	NR	900	0	NR
385	0	NR	515	366	NR	645	504	NR	775	10	NR	905	0	NR
390	0	NR	520	415	NR	650	446	NR	780	9	NR	910	0	NR
395	2	NR	525	455	NR	655	393	NR	785	8	NR	915	0	NR
400	3	NR	530	491	NR	660	344	NR	790	7	NR	920	0	NR
405	6	NR	535	523	NR	665	300	NR	795	6	NR	925	0	NR
410	11	NR	540	556	NR	670	260	NR	800	5	NR	930	0	NR
415	21	NR	545	591	NR	675	226	NR	805	4	NR	935	0	NR
420	41	NR	550	632	NR	680	195	NR	810	4	NR	940	0	NR
425	76	NR	555	679	NR	685	167	NR	815	3	NR	945	0	NR
430	129	NR	560	732	NR	690	144	NR	820	3	NR	950	0	NR
435	205	NR	565	787	NR	695	123	NR	825	2	NR	955	0	NR
440	307	NR	570	847	NR	700	105	NR	830	2	NR	960	0	NR
445	451	NR	575	900	NR	705	90	NR	835	2	NR	965	0	NR
450	603	NR	580	944	NR	710	77	NR	840	2	NR	970	0	NR
455	544	NR	585	977	NR	715	66	NR	845	1	NR	975	0	NR
460	348	NR	590	997	NR	720	56	NR	850	1	NR	980	0	NR
465	249	NR	595	998	NR	725	48	NR	855	1	NR	985	0	NR
470	191	NR	600	986	NR	730	41	NR	860	1	NR	990	0	NR
475	133	NR	605	960	NR	735	35	NR	865	1	NR	995	0	NR
480	107	NR	610	921	NR	740	30	NR	870	1	NR	1000	0	NR
485	104	NR	615	874	NR	745	26	NR	875	1	NR			

REPORT NUMBER: SP2-2501-321-4

Scotopic Flux vs. Wavelength

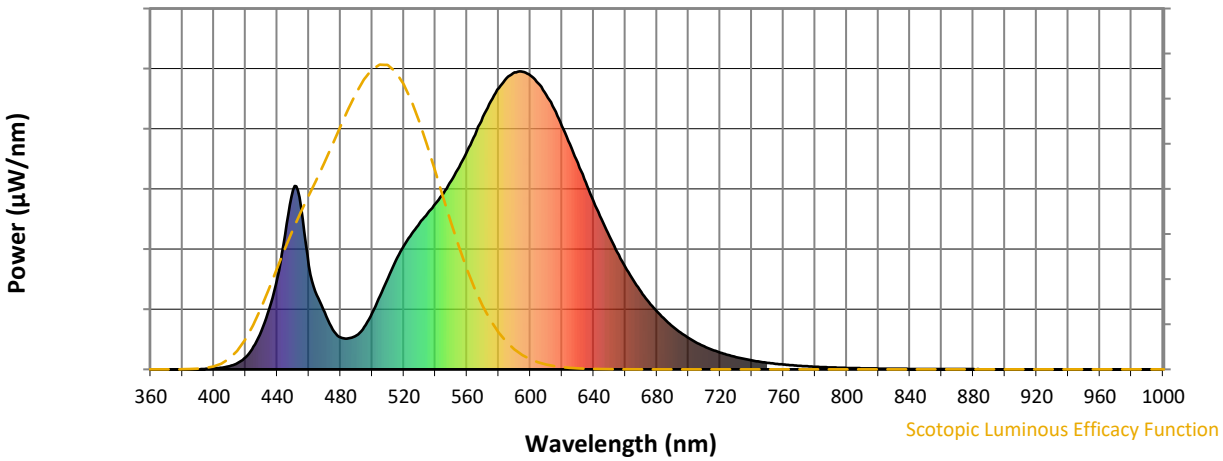

Scotopic Lumens: NR **S/P: 1.24**

λ (nm)	Power W^/nm	Lumens (ϕ/nm)	λ (nm)	Power W^/nm	Lumens (ϕ/nm)	λ (nm)	Power W^/nm	Lumens (ϕ/nm)	λ (nm)	Power W^/nm	Lumens (ϕ/nm)	λ (nm)	Power W^/nm	Lumens (ϕ/nm)
360	0	NR	490	114	NR	620	817	NR	750	22	NR	880	1	NR
365	0	NR	495	141	NR	625	756	NR	755	19	NR	885	1	NR
370	0	NR	500	189	NR	630	693	NR	760	16	NR	890	0	NR
375	0	NR	505	247	NR	635	628	NR	765	14	NR	895	0	NR
380	0	NR	510	307	NR	640	564	NR	770	12	NR	900	0	NR
385	0	NR	515	366	NR	645	504	NR	775	10	NR	905	0	NR
390	0	NR	520	415	NR	650	446	NR	780	9	NR	910	0	NR
395	2	NR	525	455	NR	655	393	NR	785	8	NR	915	0	NR
400	3	NR	530	491	NR	660	344	NR	790	7	NR	920	0	NR
405	6	NR	535	523	NR	665	300	NR	795	6	NR	925	0	NR
410	11	NR	540	556	NR	670	260	NR	800	5	NR	930	0	NR
415	21	NR	545	591	NR	675	226	NR	805	4	NR	935	0	NR
420	41	NR	550	632	NR	680	195	NR	810	4	NR	940	0	NR
425	76	NR	555	679	NR	685	167	NR	815	3	NR	945	0	NR
430	129	NR	560	732	NR	690	144	NR	820	3	NR	950	0	NR
435	205	NR	565	787	NR	695	123	NR	825	2	NR	955	0	NR
440	307	NR	570	847	NR	700	105	NR	830	2	NR	960	0	NR
445	451	NR	575	900	NR	705	90	NR	835	2	NR	965	0	NR
450	603	NR	580	944	NR	710	77	NR	840	2	NR	970	0	NR
455	544	NR	585	977	NR	715	66	NR	845	1	NR	975	0	NR
460	348	NR	590	997	NR	720	56	NR	850	1	NR	980	0	NR
465	249	NR	595	998	NR	725	48	NR	855	1	NR	985	0	NR
470	191	NR	600	986	NR	730	41	NR	860	1	NR	990	0	NR
475	133	NR	605	960	NR	735	35	NR	865	1	NR	995	0	NR
480	107	NR	610	921	NR	740	30	NR	870	1	NR	1000	0	NR
485	104	NR	615	874	NR	745	26	NR	875	1	NR			

REPORT NUMBER: SP2-2501-321-4

Melanopic Flux vs. Wavelength

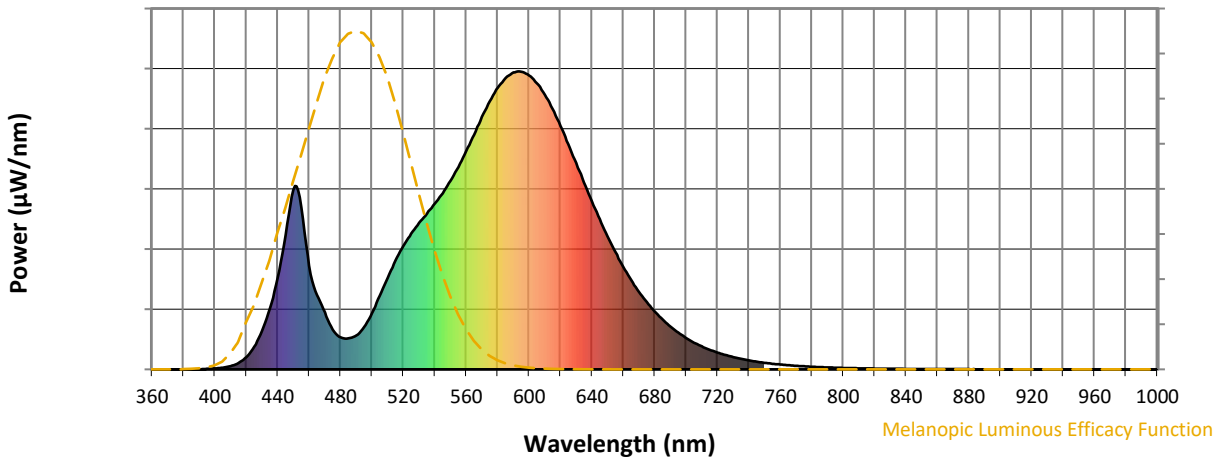

Melanopic Lumens: NR **M/P: 2.3**

λ (nm)	Power W^/nm	Lumens (ϕ/nm)	λ (nm)	Power W^/nm	Lumens (ϕ/nm)	λ (nm)	Power W^/nm	Lumens (ϕ/nm)	λ (nm)	Power W^/nm	Lumens (ϕ/nm)	λ (nm)	Power W^/nm	Lumens (ϕ/nm)
360	0	NR	490	114	NR	620	817	NR	750	22	NR	880	1	NR
365	0	NR	495	141	NR	625	756	NR	755	19	NR	885	1	NR
370	0	NR	500	189	NR	630	693	NR	760	16	NR	890	0	NR
375	0	NR	505	247	NR	635	628	NR	765	14	NR	895	0	NR
380	0	NR	510	307	NR	640	564	NR	770	12	NR	900	0	NR
385	0	NR	515	366	NR	645	504	NR	775	10	NR	905	0	NR
390	0	NR	520	415	NR	650	446	NR	780	9	NR	910	0	NR
395	2	NR	525	455	NR	655	393	NR	785	8	NR	915	0	NR
400	3	NR	530	491	NR	660	344	NR	790	7	NR	920	0	NR
405	6	NR	535	523	NR	665	300	NR	795	6	NR	925	0	NR
410	11	NR	540	556	NR	670	260	NR	800	5	NR	930	0	NR
415	21	NR	545	591	NR	675	226	NR	805	4	NR	935	0	NR
420	41	NR	550	632	NR	680	195	NR	810	4	NR	940	0	NR
425	76	NR	555	679	NR	685	167	NR	815	3	NR	945	0	NR
430	129	NR	560	732	NR	690	144	NR	820	3	NR	950	0	NR
435	205	NR	565	787	NR	695	123	NR	825	2	NR	955	0	NR
440	307	NR	570	847	NR	700	105	NR	830	2	NR	960	0	NR
445	451	NR	575	900	NR	705	90	NR	835	2	NR	965	0	NR
450	603	NR	580	944	NR	710	77	NR	840	2	NR	970	0	NR
455	544	NR	585	977	NR	715	66	NR	845	1	NR	975	0	NR
460	348	NR	590	997	NR	720	56	NR	850	1	NR	980	0	NR
465	249	NR	595	998	NR	725	48	NR	855	1	NR	985	0	NR
470	191	NR	600	986	NR	730	41	NR	860	1	NR	990	0	NR
475	133	NR	605	960	NR	735	35	NR	865	1	NR	995	0	NR
480	107	NR	610	921	NR	740	30	NR	870	1	NR	1000	0	NR
485	104	NR	615	874	NR	745	26	NR	875	1	NR			

REPORT NUMBER: SP2-2501-321-4

TM-30-18

Summary

R_f = 74.7
R_g = 94.2
CIE R_a = 71.7
R_9 = -33.9

Spectral Power Distribution Comparison

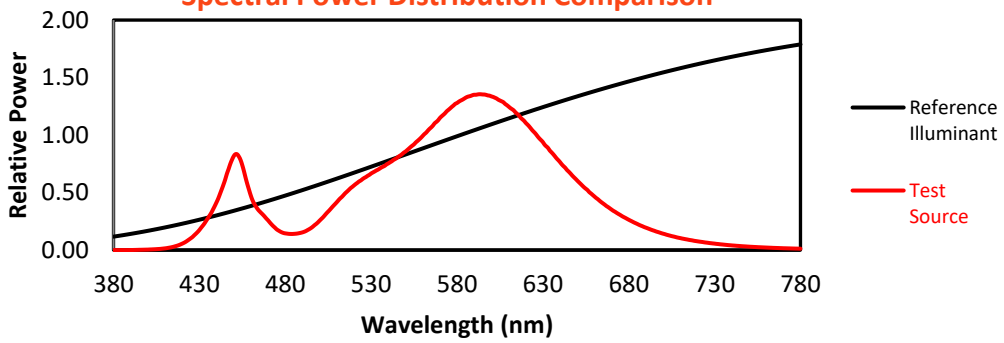

Color Vector Graphics

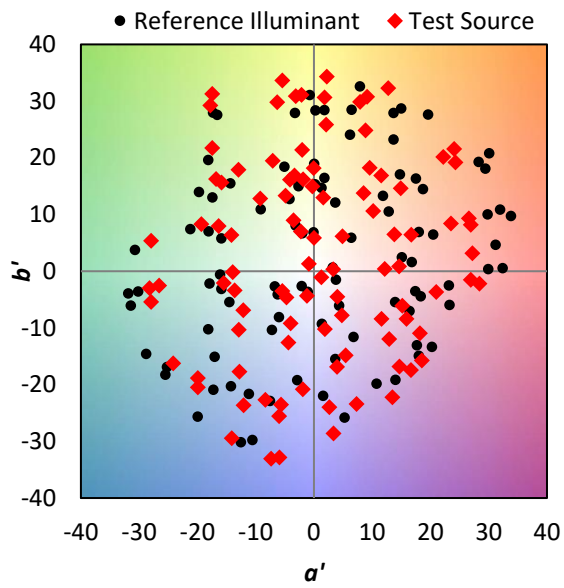

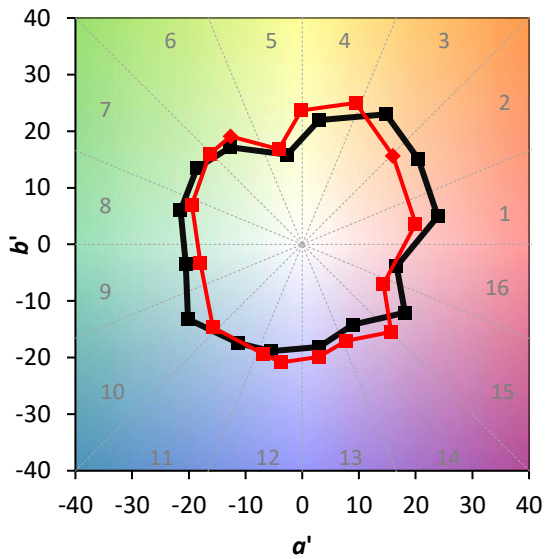

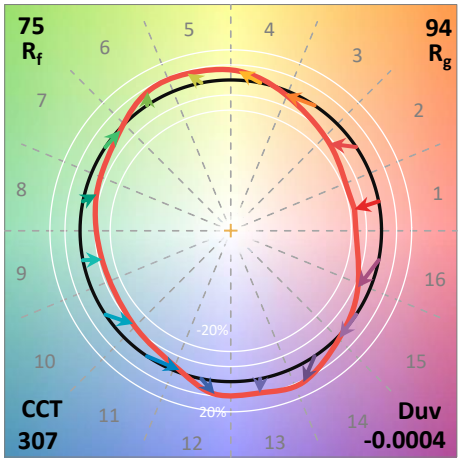

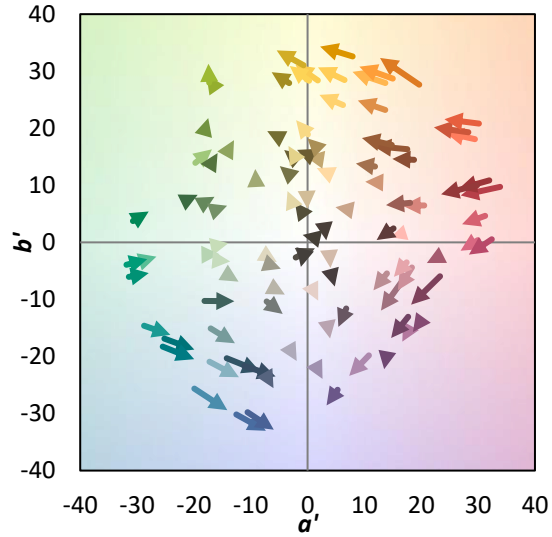

Individual Sample Fidelity Index ($R_{f,i}$)

CES01 = 86	CES26 = 65	CES51 = 86	CES76 = 58
CES02 = 62	CES27 = 89	CES52 = 85	CES77 = 76
CES03 = 31	CES28 = 84	CES53 = 77	CES78 = 62
CES04 = 71	CES29 = 68	CES54 = 85	CES79 = 85
CES05 = 49	CES30 = 83	CES55 = 84	CES80 = 84
CES06 = 51	CES31 = 71	CES56 = 74	CES81 = 73
CES07 = 41	CES32 = 64	CES57 = 74	CES82 = 93
CES08 = 40	CES33 = 78	CES58 = 75	CES83 = 91
CES09 = 29	CES34 = 75	CES59 = 85	CES84 = 88
CES10 = 76	CES35 = 87	CES60 = 90	CES85 = 76
CES11 = 59	CES36 = 94	CES61 = 81	CES86 = 64
CES12 = 65	CES37 = 84	CES62 = 89	CES87 = 77
CES13 = 43	CES38 = 92	CES63 = 75	CES88 = 80
CES14 = 74	CES39 = 96	CES64 = 65	CES89 = 67
CES15 = 71	CES40 = 92	CES65 = 65	CES90 = 79
CES16 = 47	CES41 = 93	CES66 = 60	CES91 = 80
CES17 = 50	CES42 = 86	CES67 = 58	CES92 = 57
CES18 = 56	CES43 = 78	CES68 = 66	CES93 = 74
CES19 = 73	CES44 = 99	CES69 = 75	CES94 = 50
CES20 = 66	CES45 = 85	CES70 = 60	CES95 = 67
CES21 = 87	CES46 = 81	CES71 = 57	CES96 = 77
CES22 = 79	CES47 = 86	CES72 = 85	CES97 = 83
CES23 = 92	CES48 = 75	CES73 = 52	CES98 = 76
CES24 = 91	CES49 = 79	CES74 = 95	CES99 = 64
CES25 = 73	CES50 = 86	CES75 = 60	

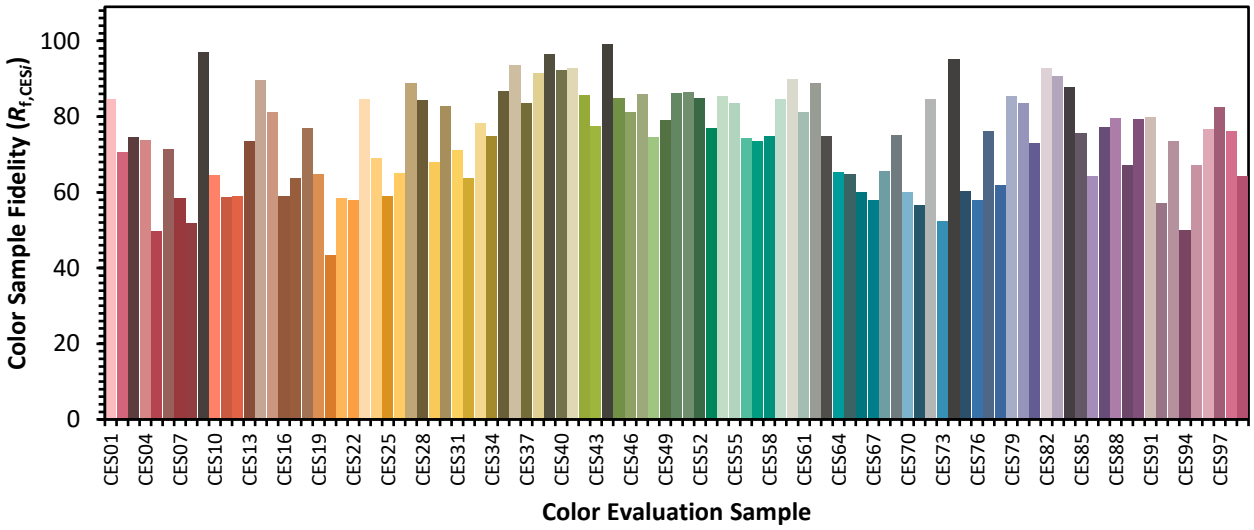

Color Rendition by Hue-Angle Bin

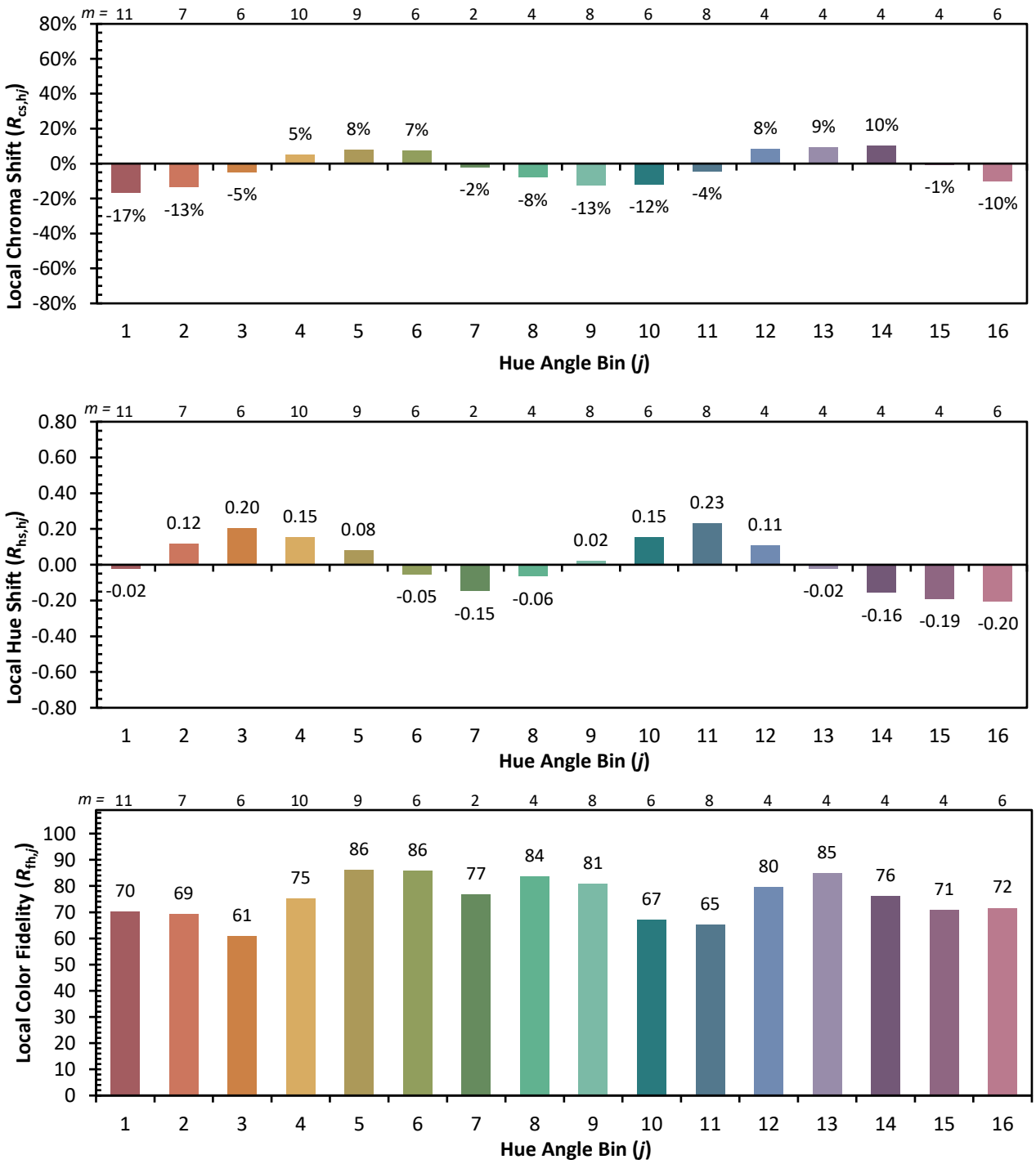

Measure Comparisons

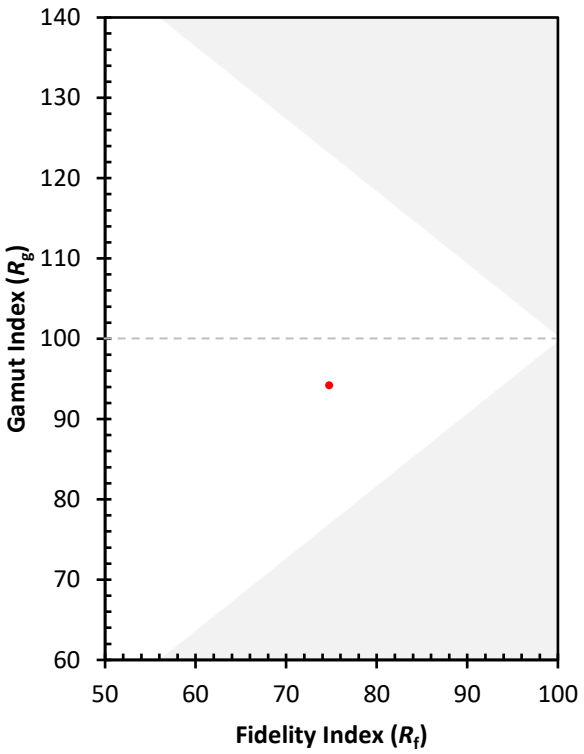

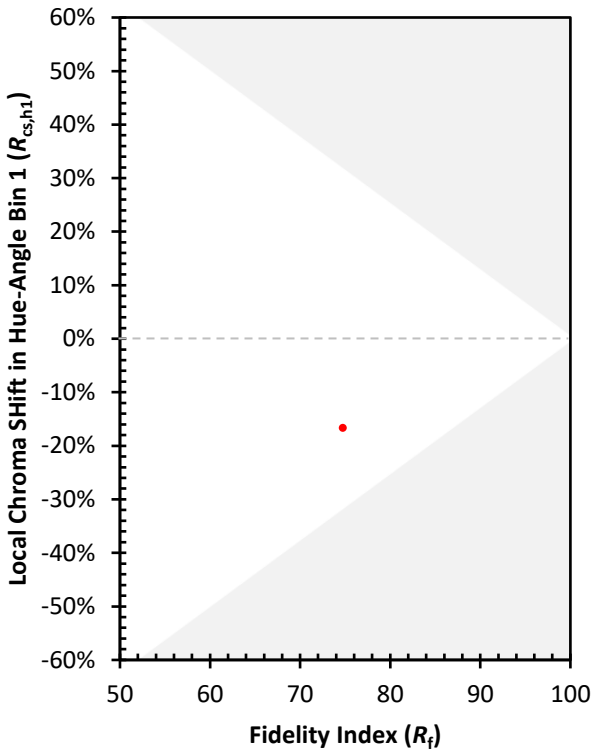

(END OF REPORT)